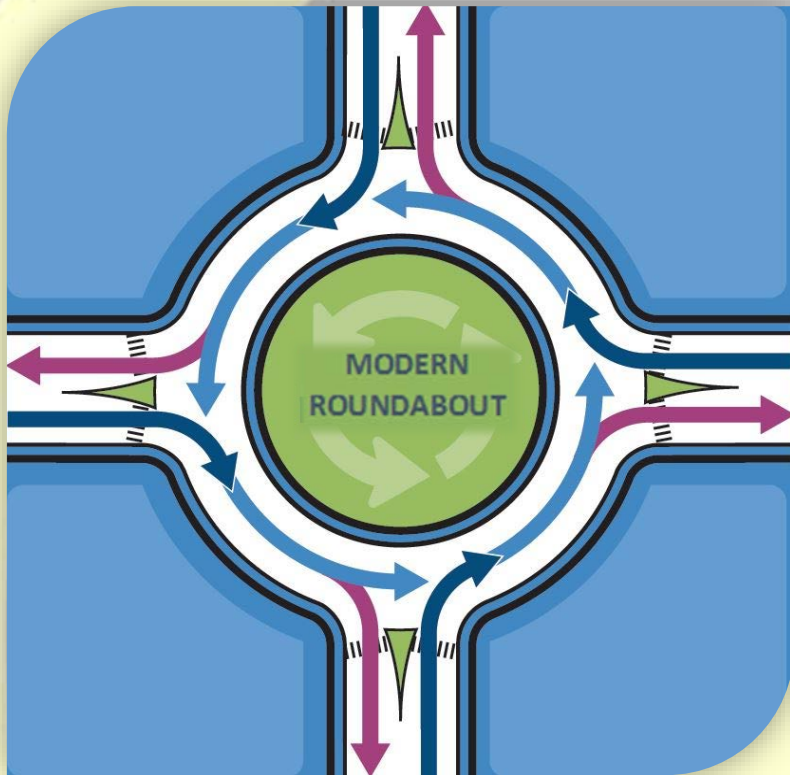


A Quick Guide to Roundabouts

Navigating a Roundabout



What is a Modern Roundabout?

A modern roundabout is specifically designed to accommodate vehicles of all sizes through channelized approaches and geometric curvature with a yield at entry rule giving priority to currently circulating traffic. A special feature of a modern roundabout is a raised center island designed to control traffic flow and reduce speed and no parking on circular roadway.

For additional information on roundabouts,
please contact:

stateroadway.design@dot.state.fl.us

or 850-414-4310

Benefits of a Roundabout

Saves Lives

- 90% reduction in fatalities
- 87% reduction in injuries
- Slower speeds allows increased reaction time
- Designated markings for pedestrians and bicyclists
- Reduction in severe angle crashes
- Drivers cannot run red lights for stop signs

Traffic Flow

- Roundabouts have fewer conflict points, reducing the chances of collision
- Continuous counter-clockwise flow
- No waiting at traffic signals
- Truck apron for tractor trailer trucks, buses, farm equipment, vehicles with trailers, and emergency vehicles

Cost Efficient

- Roundabout vs Stop Sign Control: \$8 million in crash reduction benefits
- Roundabout vs Signal: \$4.4 million in crash reduction benefits

User Tips

Motorists

- Always yield right-of-way to vehicles already in roundabout
- Yield right-of-way to pedestrians and bicyclists crossing the entry roadway
- Always keep right when entering and exiting the roundabout
- Watch for bicyclists merging onto the entry lane
- Slow speed to 10-15 MPH

Pedestrians

- Use only designated crosswalks
- You can use the splitter islands if necessary to wait for safe crossing
- Do NOT cross to center island
- Always watch for vehicles and bicyclists

Bicyclists

- May merge with traffic and use roundabout
- If merging with traffic, use signals to show intended path
- May use the ramp and continue on the sidewalk
- Walk bicycle at crosswalks
- If using sidewalk, yield right-of-way to pedestrians

Become Familiar with Directional Signs

Roundabout Sign

Warning that you are approaching a roundabout




Yield Sign

Cautions you to yield at entry lane to motorists, pedestrians, and bicyclists currently using the roundabout

One-Way Sign

Alerts you that traffic flows one direction – counter-clockwise – in the roundabout



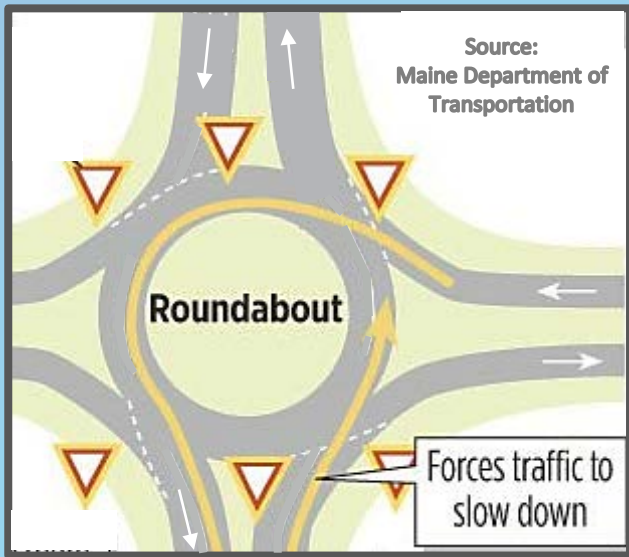
Keep Right Sign

Used on splitter islands to remind motorists to keep right while using the roundabout

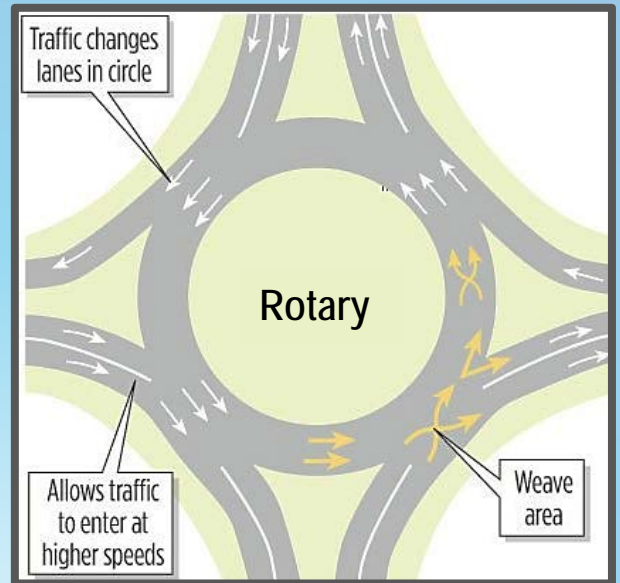
Pedestrian Crossing

Look for and yield to pedestrians using the crosswalks





VS



Modern Roundabout

Traffic Circle/Rotary

Parking

No parking allowed in the roundabout or near yield line



Occasional parking allowed in circulatory roadway

Speed

Maintains relatively low speeds, less than 25 MPH



Higher speeds allowed, over 25 MPH

Control at Entry

Yield-at-Entry
Entering traffic yields to circulating traffic, which always keep moving



Yield within Circle
Congestion occurs when entering traffic fills the circle


Pedestrian/Cyclist Crossing

NO crossing to center island



Crossing to center island allowed

PEDESTRIANS & BICYCLISTS



PEDESTRIANS

- Use only the designated crosswalks
- Use the splitter islands to wait for safe crossing between inbound and outbound lanes
- While vehicles must yield to you, be aware of surrounding traffic and bicyclists
- NEVER cross to the center island



BICYCLISTS

2 OPTIONS:

Proceed as a motorist by continuing with traffic through the roundabout

OR

Proceed as a pedestrian and ride on the sidewalks and through crosswalks or dismount and walk


REMEMBER:

If you decide to continue with traffic the same laws apply to you as motor vehicles; yielding to currently circulating traffic and pedestrians



Source: FHWA

MOTORCYCLISTS & ADA COMPLIANCY



MOTORCYCLISTS

It is recommended that you use a staggered formation when entering, using, and exiting the roundabout for appropriate distance cushion.

Always check your blind spot and yield to pedestrians and bicyclists.

REMEMBER: Since you are considered a motorist, all motor vehicle laws apply.



Source: Town of
Westborough, MA

SIDEWALKS & RAMPS

The 8 – 10 ft. sidewalks will feature curb ramps with detectable warnings and crosswalks will feature zebra striping per ADA compliancy.



For additional information on roundabouts please contact
stateroadway.design@dot.state.fl.us or 850-414-4310

NOTICE TO TRUCK DRIVERS

This **RED APRON** is for you!



Let your
trailer track
here

Drive
here

Roundabout at SR 33 and Deen Still Road near Polk City, FL during construction, April 21, 2016

The purpose of the **red concrete apron** on the inside circle of the roundabout is for semi-trailer tracking. It is **not** a separate driving lane; it is an apron specifically for the trailer of the semi-truck to track across while the truck maneuvers through the roundabout.

For additional information on roundabouts, please contact:
StateRoadway.Design@dot.state.fl.us or call: 850-414-4310

It's okay to use this **red apron**, after all it is for you!